

Big Interview Mock Interview Activity – Student Guide

Getting ready for a job interview involves preparation and practice – nobody gets it 100% right the first time. The Big Interview is an online tool which helps you to develop your best responses to general, behavioural, and technical interview questions, tailored to over 140 industries, through a comprehensive video and written training program And its free for all ECU students.

The Big Interview also provides simulated mock interview practice with unlimited chances to record and review your answers. It provides instant feedback on your interview performance, using artificial intelligence and you can then share your recording with ECU Career Advisers for further expert advice to help you feel confident walking into your next job interview. This is a guide to get you started using the Big Interview, it might seem like a lot to do initially but remember, you can come back to this resource when you're ready to take the next step on your career journey

Let's get started

PC/Laptop/Device Requirements:

- Camera
- Microphone

Step 1: Copy the link below into an internet browser

- Use Google Chrome, Microsoft Edge or Firefox browsers
Not compatible with Internet Explorer
- Log in to Big Interview using your ECU Student Portal username and password.

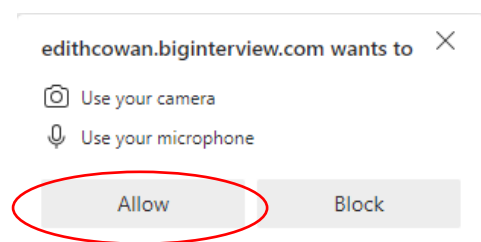


<https://edithcowan.biginterview.com/>

Step 2: Register for computer/laptop use or download app if you are using Big Interview on a Device

If using a computer/laptop with camera;

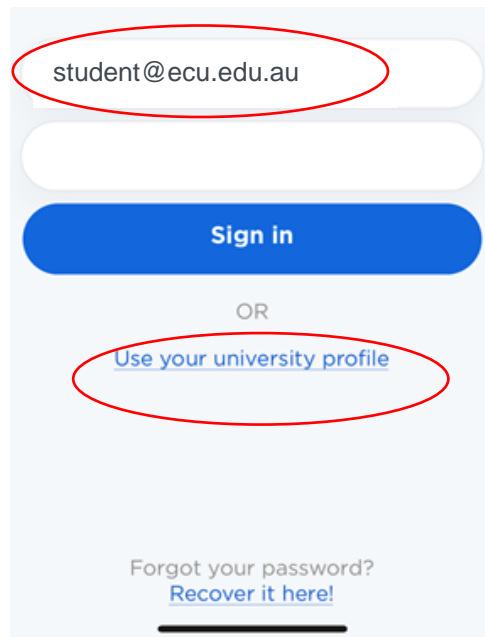
Allow Big Interview to access your camera and microphone.



If using a Device, like phone or tablet:

Enter your ECU student email.
Press sign in (no password)

Wait until the **Use your university profile option** appears. Click onto this link



student@ecu.edu.au

Sign in

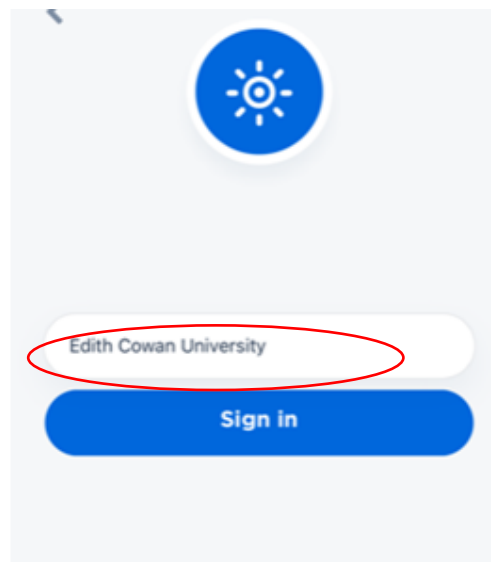
OR

[Use your university profile](#)

Forgot your password?
[Recover it here!](#)

Next screen:

Choose Edith Cowan University from the list of universities available.

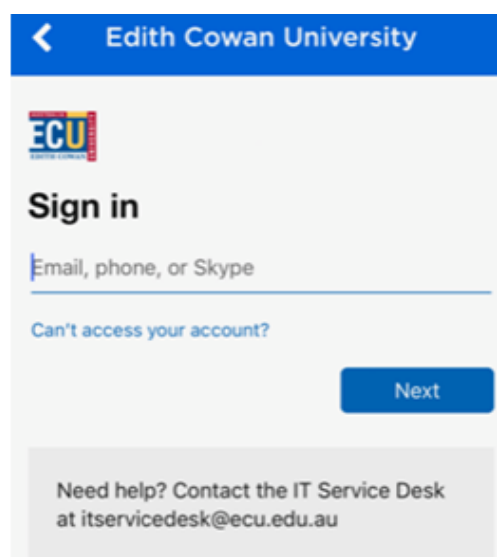


Edith Cowan University

Sign in

Next screen:

Sign in using ECU student portal credentials



Edith Cowan University

ECU
Edith Cowan University

Sign in

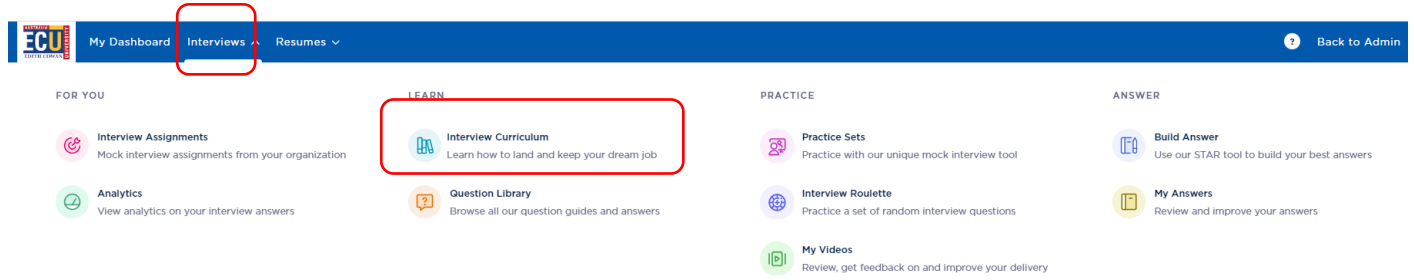
Email, phone, or Skype

[Can't access your account?](#)

Next

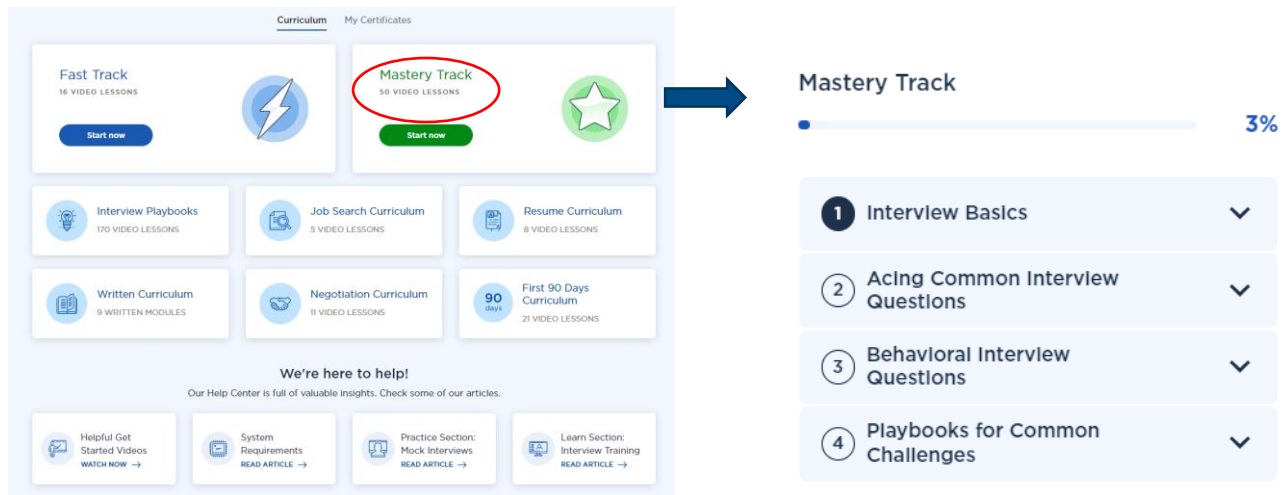
Need help? Contact the IT Service Desk
at itservicedesk@ecu.edu.au

Step 3. Click onto Interview on the top Menu, and click onto Interview Curriculum



Step 4: Click onto Mastery Track

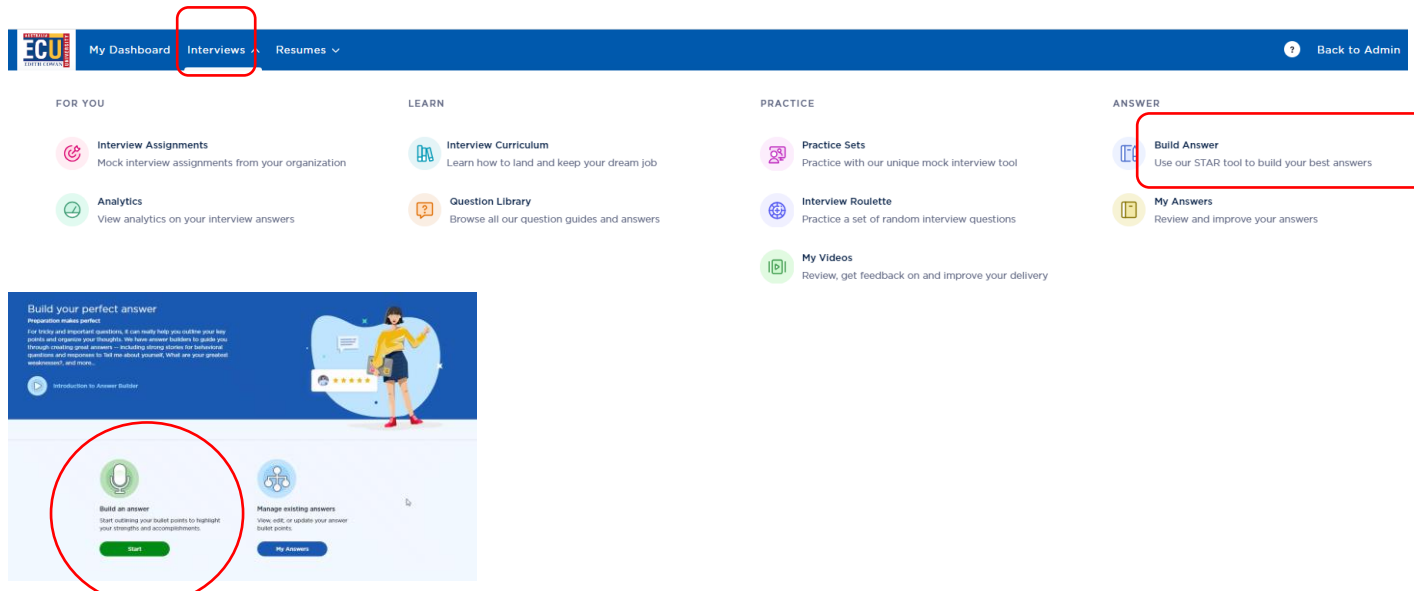
- Review video content, practice your responses, undertake quiz



Under the Playbooks for Common Challenges menu item, there is specific advice for those that are;

- new graduates
- from a military background
- from a senior/executive background
- career changers
- have English as a second language
- have resume gaps (from raising kids, caring for elderly parents, illness)
- are introverted/too modest
- are overqualified

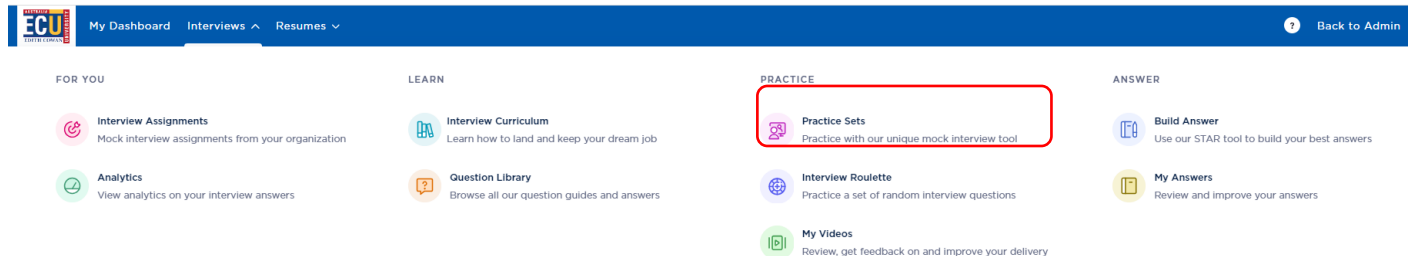
Step 5. Click onto Interview on the top Menu, and click onto Build Answer



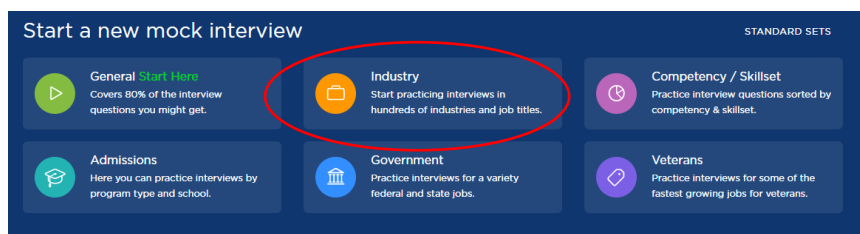
Step 6: What type of answer would you like to build?

- Choose behavioural, click onto start
- Work through each section and listen to the video tutorials to gain an understanding of how to use the STAR framework
- Draft a range of responses as it relates to the job/role requirements stated in a job advertisement or Job Description Form– e.g., communication, team work etc.

Step 7: Click onto Practice Menu

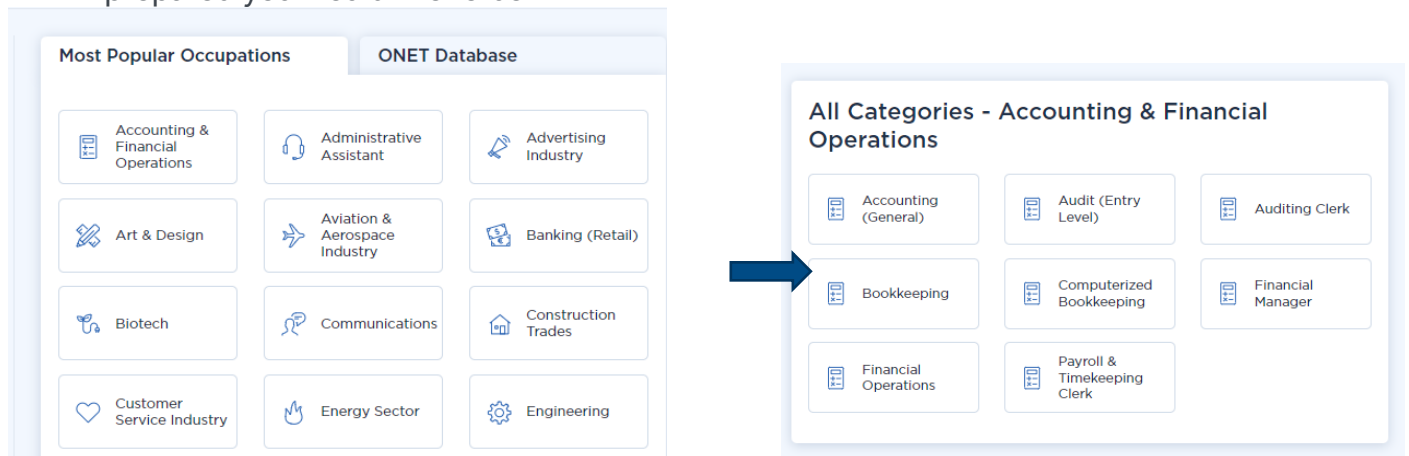


Step 8: Choose Industry (or competency)



Step 9: Choose a relevant occupation you anticipate you will interview for.

- From the available subcategories, pick an industry that is relevant to you.
- You can build answers to all of the questions asked, or just some – it's up to you how well prepared you would like to be.



Step 10: Practice with AI

Once you've built answers to the questions you have chosen, practice your delivery using the AI feature.

Practice

Build your perfect answer to this question to put yourself in the best possible light.

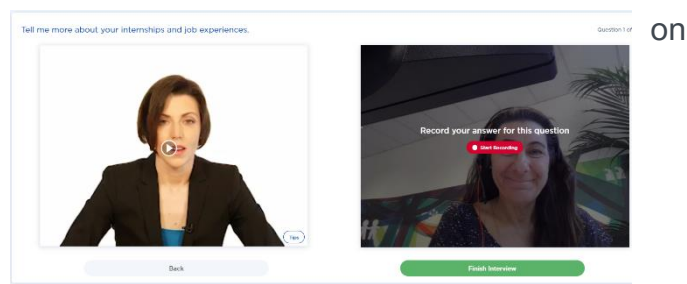
[Build answer to this question →](#)

Practice your delivery for this question with AI and human feedback.

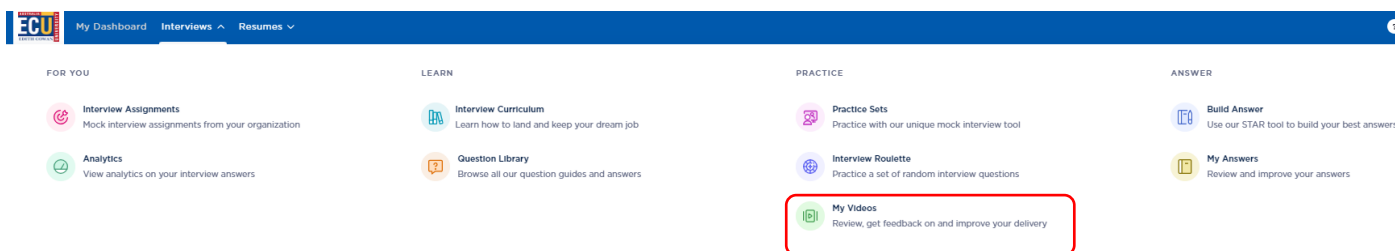
[Practice question with LIZ →](#)

Step 11: Click the play icon on the image of the interviewer to hear the question and then record your answer and save.

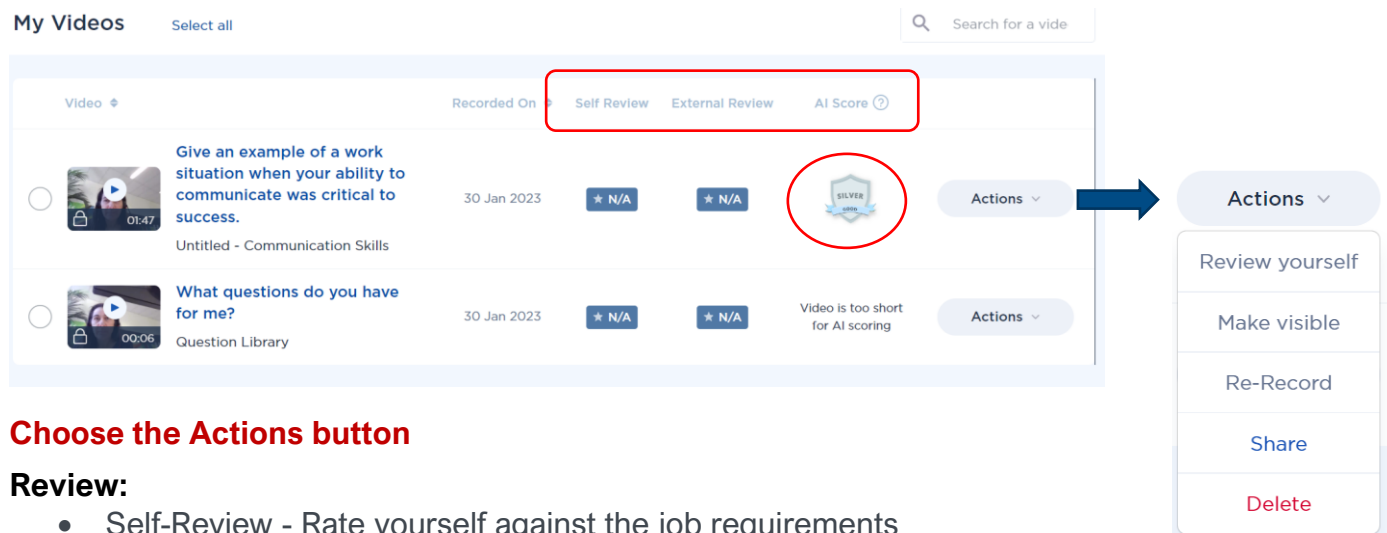
- Remember to look directly at your camera your laptop/computer when giving your responses.
- You will have 5 minutes to respond per question.
- You can re-record your response to each question unlimited times.
- Click onto **Finish Interview** to save your recorded responses



Step 12: Review your responses by clicking onto My Videos in the top menu



- AI will assess your answer and provide a bronze, silver, or gold rating. Click the icon to read the AI feedback.
- If bronze or silver, there is room for improvement so consider re-recording (see next section)



Choose the Actions button

Review:

- Self-Review - Rate yourself against the job requirements
- External Reviews – If you have shared your recording with others, their reviews will sit here.

Re-record:

You can re-record if you aren't happy with the quality of your last response.

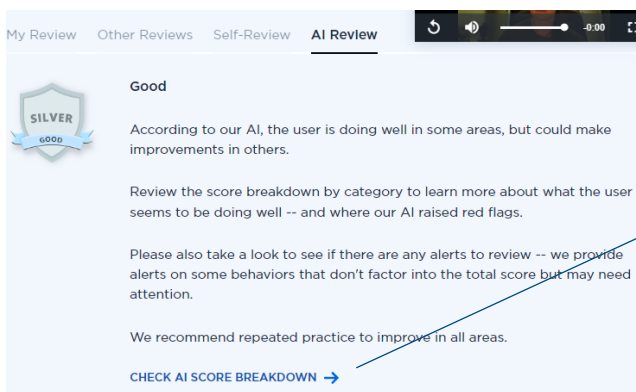
Share:

If you would like some feedback or further advice on how to improve your skills, you can share your recording with an ECU Career Adviser by following the steps below –

- Open a new browser
- Book a mock interview appointment in CareerHub first** (log into CareerHub using your usual ECU student login credentials).
- Then use the “copy link function in Big Interview and email your mock interview recording link to careers@ecu.edu.au. Make sure that you note the which Career Adviser you have booked with and the day/time so that they can review BEFORE your appointment.

You **DO NOT** have to share your recording; this is completely your choice

Click onto the AI Score icon for additional detailed feedback and action plan for improvement



My Review Other Reviews Self-Review **AI Review**

Good

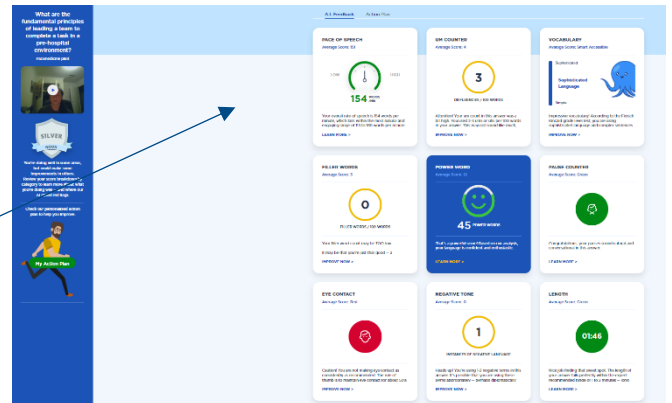
According to our AI, the user is doing well in some areas, but could make improvements in others.

Review the score breakdown by category to learn more about what the user seems to be doing well -- and where our AI raised red flags.

Please also take a look to see if there are any alerts to review -- we provide alerts on some behaviors that don't factor into the total score but may need attention.

We recommend repeated practice to improve in all areas.

[CHECK AI SCORE BREAKDOWN →](#)



What are the fundamental techniques of leading a team to complete a task in a professional environment?

SILVER

GOOD

AI Score Breakdown

PACE OF SPEECH
Average Score: 154

SKY COUNTING
Average Score: 3

VOCABULARY
Average Score: 100%

ALLY WRITER
Average Score: 0

POSITIVE ENERGY
Average Score: 45

POSITIVE COLLECTIVE
Average Score: 100%

EYE CONTACT
Average Score: 0

RELATIVE TIME
Average Score: 1

LISTEN
Average Score: 0/146

STILL NOT SURE AND NEED SUPPORT:

contact the ECU careers team at careers@ecu.edu.au