

How to access Research Integrity Professional Learning program on Epigeum

Registration through your ECU email address with the token number below will grant access to the Research Integrity (Australia) program.

Please register for access and log in before you search for the course.

- Go to the [Epigeum website](#)
- Select the user menu



- Select "Register"



- Complete the form using:
 - **Your school or service centre in the 'institutional specific field'.**
Please only add either:
 - School of Arts & Humanities;
 - School of Business and Law;
 - School of Education;
 - School of Engineering;
 - School of Medical and Health Science ;
 - School of Nursing and Midwifery;
 - School of Science;
 - Kurongkurl Katitjin
 - WA Academy of Performing Arts; or
 - Other: Include your service centre if applicable
 - **Your ECU staff or student email address**
 - **Token number: 55d5cf71**
 - **Please also select the most relevant specialism (discipline) or select 'other' if you are from a service centre.**



Register

Home > Register

Complete this simple form to register and get started.

To register, complete the following fields and click the 'Register' button at the bottom.

If you have a token this can be redeemed once you have registered and logged into your account.

Enter your first name:*

Enter your surname:*

Institution-specific field (optional):

Enter your e-mail address: *

This must be the e-mail address given to you by the subscribing institution

Re-enter your e-mail address: *

Choose a password: *

Your password must be at least 8 characters long and include at least: 1 lower-case, 1 upper-case and 1 numeric character

Re-enter your password: *

Token (optional):

This may have been given to you by the subscribing institution

Your role at University:*

Your employment/student status:*

In which year did your current course or employment at the institution start?: *

Specialism:*

Gender:*

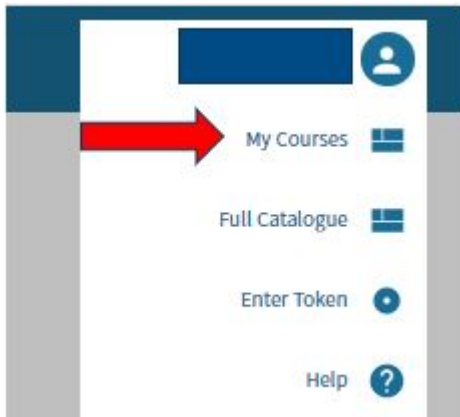
Year of birth: *

- Users will receive an automated email from technical@epigeum.com with an activation link which they should click in order to activate their account. Sometimes this email goes to the spam or junk folder. Please check these folders if you do not receive an email.
- If you encounter any technical difficulties registering or accessing the course, please [access technical support here](#) or email epigeum.support@oup.com
- Once registration is complete, users can login and complete the program via 'My Courses'

- Once registration is complete, users can login to the program.

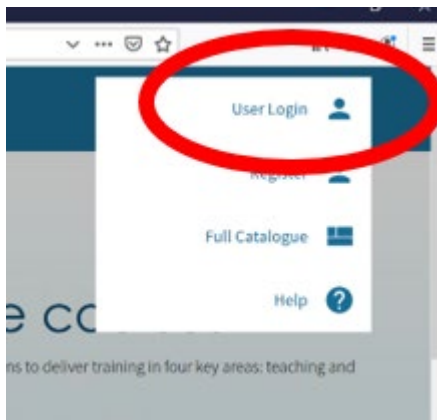


- And access the Research Integrity course through 'my courses'

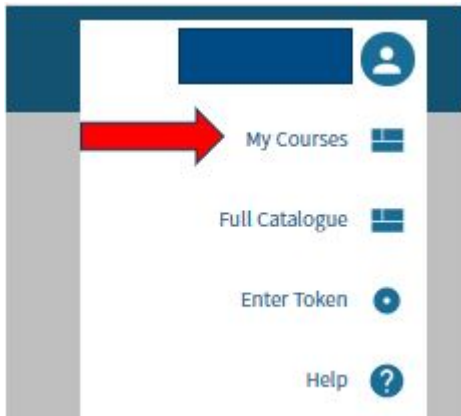


How to access your Research Integrity Professional Learning Certificate

- Log in to the Epigeum website



- Select 'My Courses'



- Select the Research Integrity, Second Edition Course

A course card for 'Research Integrity, Second Edition'. It features a green icon of a microscope on the left. The title 'Research Integrity, Second Edition' is in bold. Below the title is a description: 'Research Integrity, Second Edition provides a comprehensive overview of how researchers can meet their responsibilities and obligations, drawing on the Australian Code for the Responsible Conduct of Research (2018)'. A 'View Courses' button is at the bottom right.

- Select 'Download Programme Certificate'. This will only be available to you once you have completed at least the 8 mandatory modules:

A screenshot of the course page for 'Research Integrity, Second Edition'. The breadcrumb trail reads 'Home > Research Programmes > Research Integrity, Second Edition Courses'. Below the title, it says 'You have completed 13 of 13 courses in this programme.' A button labeled 'Download Programme Certificate' with a download icon is circled in red.