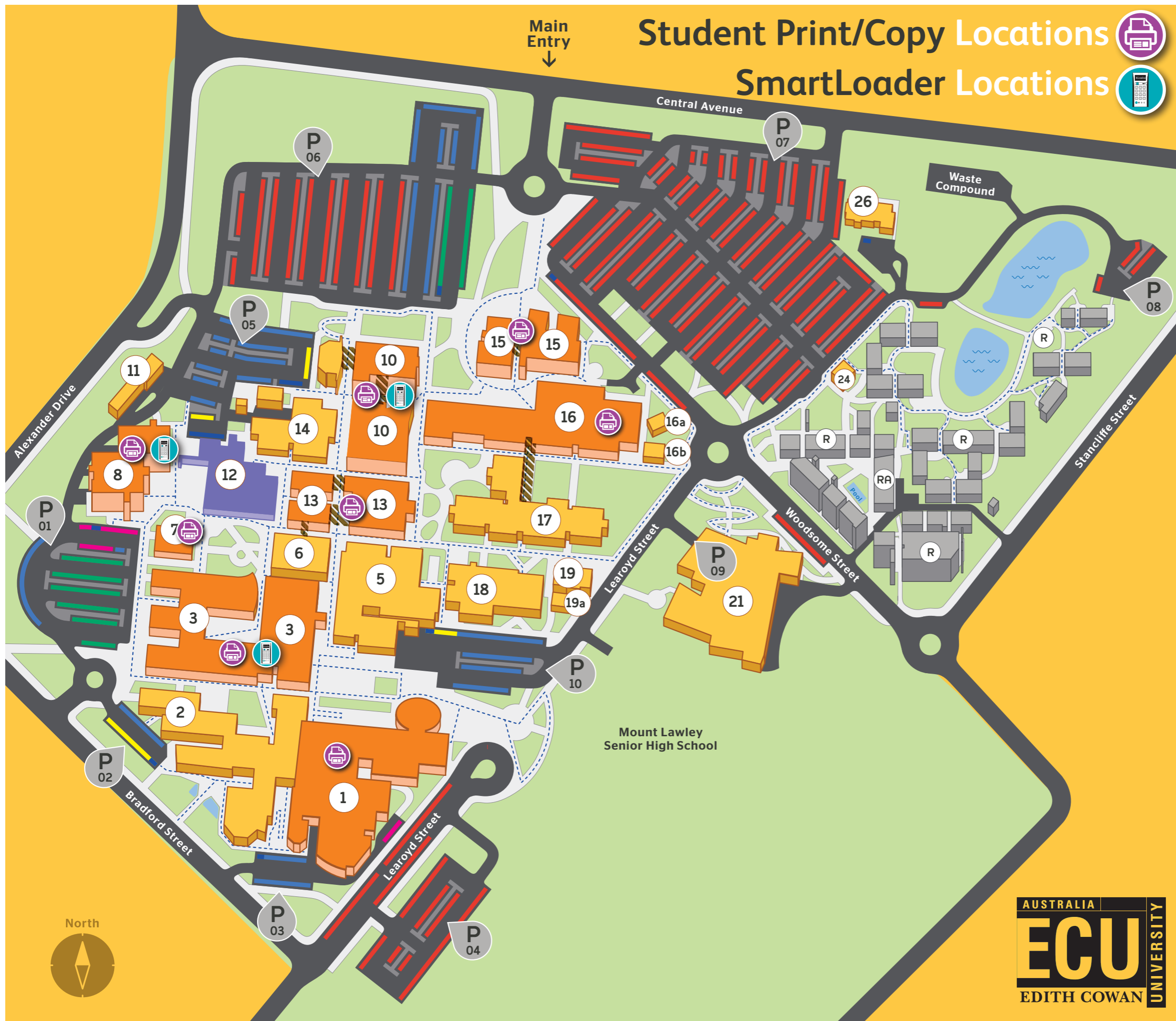


**Edith Cowan University  
Mount Lawley**



**Student Print/Copy Locations**  
**SmartLoader Locations**

**Locations for High Volume Printing**

<b>Library</b>	Building 8	Level 1 - 4
<b>eLab</b>	Building 10	Level 1

**Campus Printing Locations**

Building 1	Level 1, 2 & 4
Building 3	Level 1 & 2
Building 7	Level 1
Building 8	Level 1 - 4
Building 10	Level 1 & 2
Building 13	Level 2
Building 15	Level 1
Building 16	Level 2

**SmartLoader Print Top-up Kiosk**

<b>eLab</b>	Building 10	10.136
<b>Library</b>	Building 8	8.213
<b>Campus</b>	Building 3	3.1105

**Luminate PrintWorks**  
Building 12 12.125

**Buildings with Print/Copy Locations**

North



**Luminate** - print and copy are just the beginning.

# Student Print/Copy Locations

## SmartLoader Locations



### Edith Cowan University Joondalup

#### Locations for High Volume Printing

- Library** Building 31 Level 1 - 4
- eLab** Building 31 Level 2

#### Campus Printing Locations


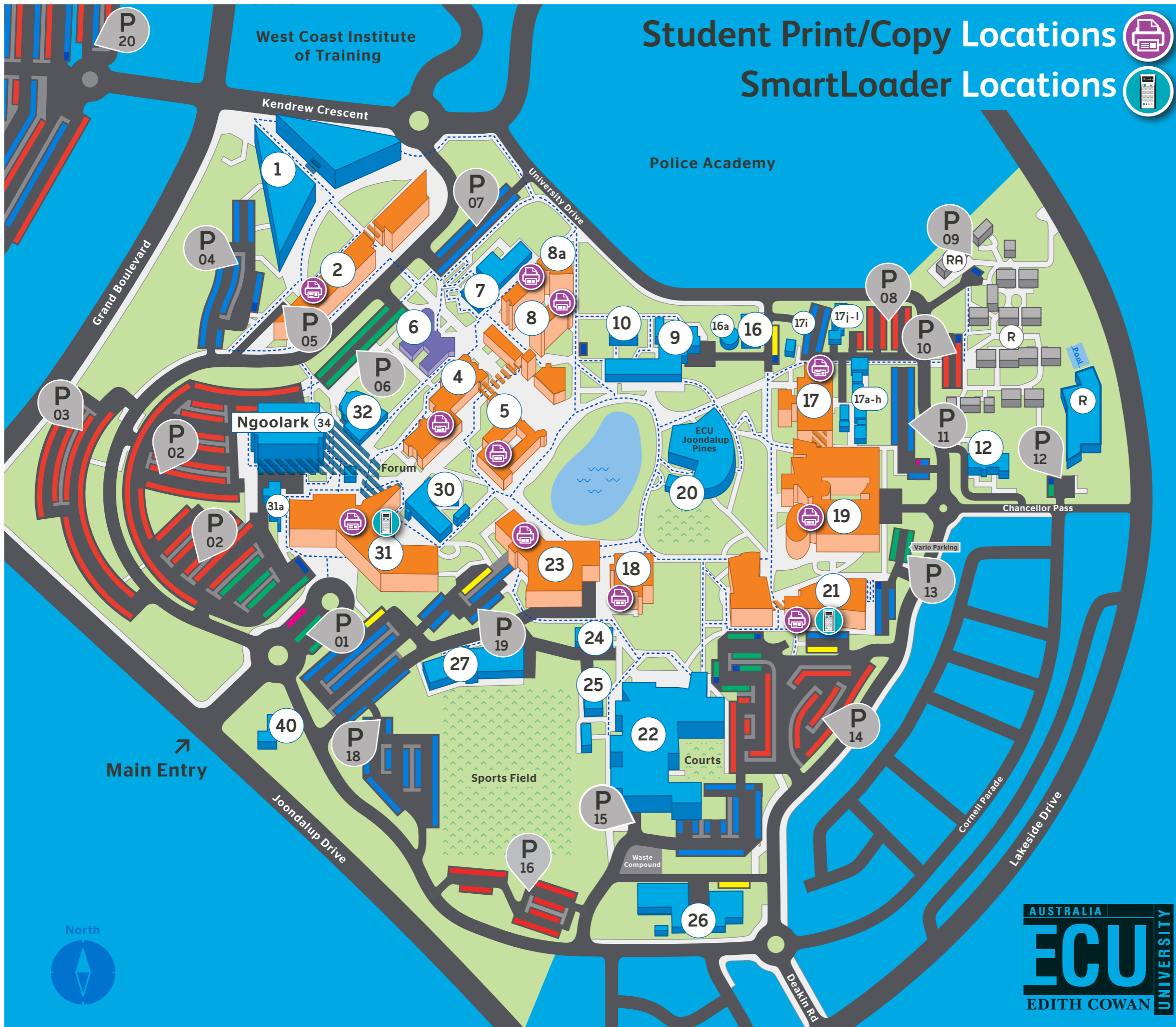
- Building 2 Level 1
- Building 4 Level 1
- Building 5 Level 2
- Building 8 Level 2 & 3
- Building 8A Level 2
- Building 17 Level 1 & 2
- Building 18 Level 1, 2 & 4
- Building 19 Level 1
- Building 21 Level 1, 2 & 3
- Building 23 Level 3
- Building 31 Level 1 - 4

#### SmartLoader Print Top-up Kiosk

- eLab** Building 31 31.233
- Library** Building 31 31.332
- Campus** Building 21 21.210

**Luminate PrintWorks**  
Building 6 6.201

**Buildings with Print/Copy Locations**



Luminate - print and copy are just the beginning.

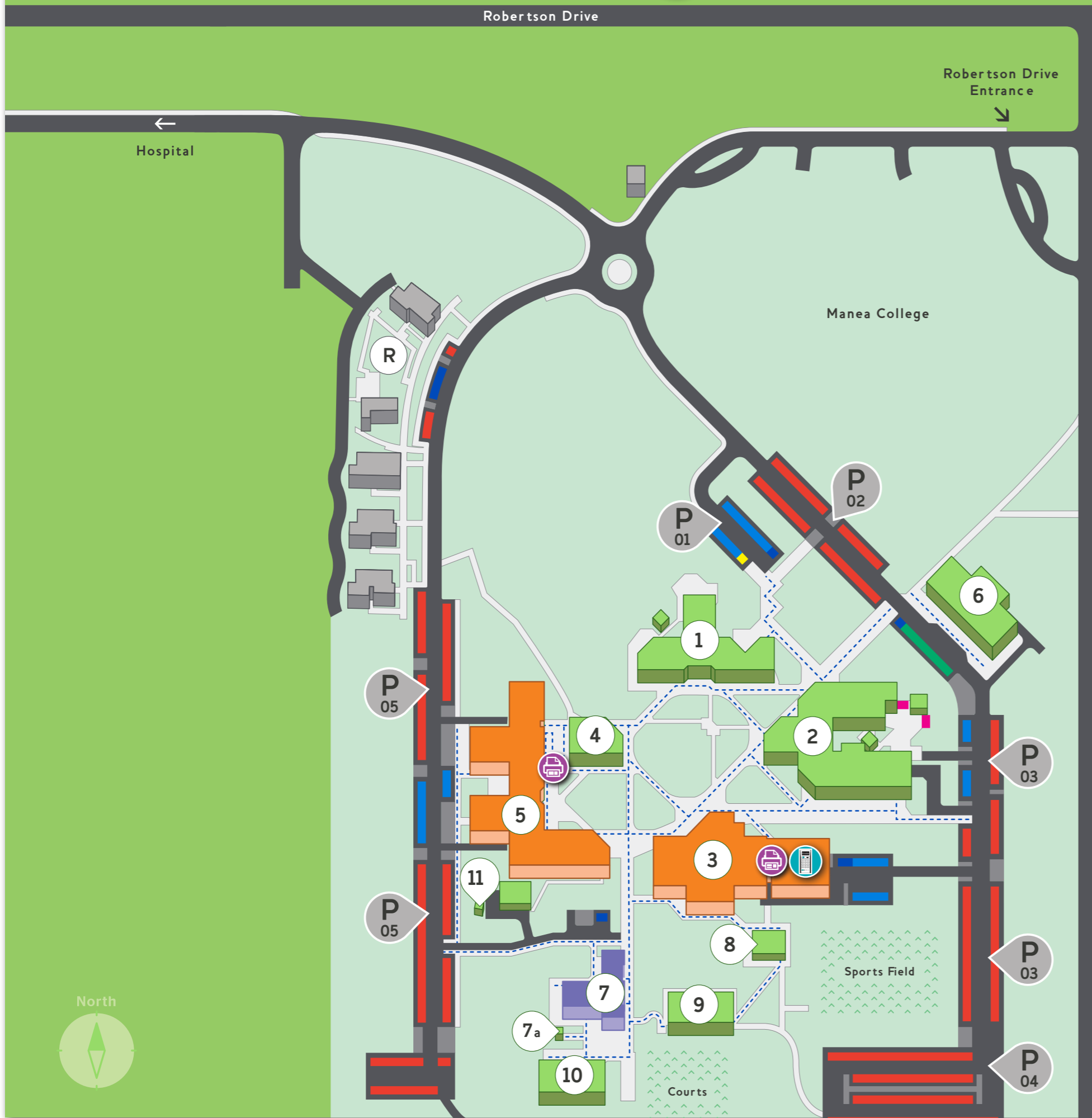
# SmartLoader Locations



# Student Print/Copy Locations



← 250m to Main Entry



## Edith Cowan University South West

### Locations for High Volume Printing

- Library Building 3 Level 1
- eLab Building 3 Level 1

### Campus Printing Locations

- Building 5 Level 1 (Corridor)

### SmartLoader Print Top-up Kiosk

- eLab Building 3 3.101

- Luminate PrintWorks**  
Building 7 7.101

- Buildings with Print/Copy Locations**



Luminate - print and copy are just the beginning.