

Pocket Stats 2025



Pocket Stats

2025

About ECU

At Edith Cowan University, we are guided by our values of integrity, respect, rational inquiry, personal excellence, and courage.

ECU's long-standing reputation for teaching excellence is reflected in the 2026 Good Universities Guide, where ECU has maintained its five-star rating for undergraduate teaching quality for an impressive 19 consecutive years. ECU also received five stars for overall student experience, student support, skills development and learning resources at both undergraduate and postgraduate levels.

ECU is Australia's top public university for skills development in the 2024 QILT (Quality Indicators for Learning and Teaching) survey results. In Western Australia, ECU is ranked first for undergraduate overall student experience, teaching quality and engagement, skills development, and student support and services.

The University was ranked in the top 400 in the Times Higher Education World University Rankings 2026.

ECU has over 30,000 students, from more than 100 countries.

ECU has eight schools that deliver a wide range of courses in disciplines including the humanities, business and law, education, engineering, medical and health sciences, nursing and midwifery, science and the performing and creative arts.

Courses are offered at three campuses in Western Australia and at our international campus in Sri Lanka. ECU also provides a comprehensive suite of online study options. ECU is excited to welcome students to our newest campus, ECU City, from semester one 2026.

ECU was granted university status in 1991.

At a glance

Student Enrolments 2025

30,661

Student EFTSL 2025

21,176

Course Completions 2024

9,092

Total Staff 2025 (FTE)

2,266

Research Income 2024

\$31.5M

Expenditure 2024

\$582.1M

Revenue 2024

\$838.5M

Capital Expenditure 2024

\$385.2M

Total University Land 2025

122.3 (ha)



Student Enrolments^{1,2}

	2025	2024
By Gender		
Female	19,466	19,539
Male	11,073	11,518
Gender Diverse	122	120
By Type of Attendance		
Full-time	21,371	22,068
Part-time	9,290	9,109
By Home Campus		
Joondalup	16,770	17,516
Mount Lawley	3,483	3,850
South West (Bunbury)	690	664
ECU Sri Lanka	1,639	1,202
International Study Centres	361	399
Online	7,718	7,546
By Enrolled School		
School of Arts and Humanities	4,801	4,734
School of Business and Law	4,906	5,469
School of Education	4,824	4,879
School of Engineering	1,866	2,012
School of Medical and Health Sciences	3,832	3,832
School of Nursing and Midwifery	4,418	4,058
School of Science	3,470	3,607
Western Australian Academy of Performing Arts	1,184	1,165
Academic Pathway Programs	1,260	1,341
Other	100	80
By Course Level		
Doctoral Degree (Research)	728	704
Doctoral Degree (Coursework)		1
Masters Degree (Research)	161	151
Masters Degree (Coursework)	6,427	7,926
Graduate Diploma	1,395	958
Graduate Certificate	1,267	1,180
Bachelor Honours Degree	867	861
Bachelor Degree	17,972	17,523
Sub-Bachelor	101	91
Enabling Course	1,260	1,340
Vocational Education and Training (VET)	392	362
Non Award	91	80
Total Student Enrolments	30,661	31,177

1. Students with multiple course enrolments are counted once based on the course with the highest EFTSL value. Cross-Institutional enrolments are not included.

2. Data extracted from live systems in November 2025, consequently, may differ from prior Pocket Stats publications and published data from the Commonwealth Department of Education.

Student Load (EFTSL)^{2,3}

2025 2024

By Mode of Study

On-campus	14,824	15,388
Online	6,352	6,293

By Taught Campus

Joondalup	10,304	11,032
Mount Lawley	2,552	2,801
South West (Bunbury)	375	342
ECU Sri Lanka	1,317	902
International Study Centre	274	308
Online	6,354	6,297

By Taught School

School of Arts and Humanities	2,889	2,909
School of Business and Law	3,268	3,823
School of Education	3,182	3,240
School of Engineering	1,274	1,423
School of Medical and Health Sciences	2,647	2,619
School of Nursing and Midwifery	3,050	2,854
School of Science	2,822	2,788
Western Australian Academy of Performing Arts	1,132	1,076
Academic Pathway Programs	712	743
Kurongkurl Katitjin	197	207
Other	5	

By Course Level

Doctoral Degree (Research)	488	476
Doctoral Degree (Coursework)		<1
Masters Degree (Research)	92	81
Masters Degree (Coursework)	4,248	5,688
Graduate Diploma	679	438
Graduate Certificate	438	398
Bachelor Honours Degree	671	664
Bachelor Degree	13,313	12,759
Sub-Bachelor	72	41
Enabling Course	714	744
Vocational Education and Training (VET)	410	347
Non Award	15	15
Cross Institutional	36	30
Total Student Load (EFTSL)	21,176	21,681

3. Equivalent Full-time Student Load (EFTSL): one EFTSL represents the workload of a student undertaking a full-time program of 120 credit points.

International Students^{2,4}

2025 2024

By Gender

Female	4,403	4,757
Male	4,356	4,717
Gender Diverse	4	2

By Home Campus

Joondalup	6,162	7,098
Mount Lawley	477	658
South West (Bunbury)	32	28
ECU Sri Lanka	1,639	1,202
International Study Centre	361	399
Online	92	91

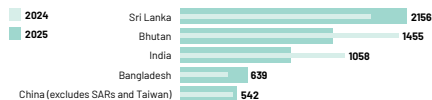
By Enrolled School

School of Arts and Humanities	451	389
School of Business and Law	2,700	3,328
School of Education	709	765
School of Engineering	1,138	1,326
School of Medical and Health Sciences	804	785
School of Nursing and Midwifery	936	874
School of Science	1,975	1,973
Western Australian Academy of Performing Arts	15	15
Academic Pathway Programs		1
Other	35	20

By Home Country Region

Americas	128	123
North Africa and the Middle East	173	251
North-East Asia	694	652
North-West Europe	229	149
Oceania and Antarctica	12	12
South-East Asia	755	810
Southern and Central Asia	5,892	6,544
Southern and Eastern Europe	41	28
Sub-Saharan Africa	839	907
Total Student EFTSL	6,573	7,332
Total Student Enrolments	8,763	9,476

International enrolments by top 5 countries of origin 2025 and change from prior year:



Countries of origin

4. Country and region definitions follow the ABS Standard Australian Classification of Countries (SACC).

Student Outcomes

2024 2023

Course Completions by Course Level²

By Course Level

Doctoral Degree (Research)	107	107
Masters Degree (Research)	32	34
Masters Degree (Coursework)	2,552	1,545
Graduate Diploma	566	177
Graduate Certificate	748	716
Bachelor Honours Degree	215	176
Bachelor Degree	3,492	3,192
Sub-Bachelor	65	74
Enabling Course	999	814
Vocational Education and Training (VET)	316	321
Total	9,092	7,156

Australian Quality Indicators for Learning and Teaching (QILT) Surveys⁵

Year Surveyed	2024			2023		
SES	ECU	Nat.	WA	ECU	Nat.	WA
Overall Experience (%)	79.7	76.4	76.0	81.7	76.5	78.1
Teaching Quality (%)	82.2	79.9	79.4	84.5	80.3	81.8
GOS	ECU	Nat.	WA	ECU	Nat.	WA
Full-Time Employment (%)	75.3	74.6	75.7	77.1	79.5	77.3
Overall Employment (%)	87.9	87.2	87.6	91.0	89.1	89.3

5. The Student Experience Survey (SES) and Graduate Outcomes Survey (GOS) are part of the national QILT suite of surveys conducted by the Social Research Centre for the Australian Government. Further information is available at www.qilt.edu.au.

SES: Results relate to undergraduate domestic and onshore international students and are presented as % positive (responses rating 3 or 4 on the 4-point scale).

GOS: Employment results relate to undergraduate domestic graduates surveyed 4–6 months after course completion and are presented as % of survey respondents in full-time employment (of those available), or in overall employment, either full-time or part-time (of those available).

National averages (Nat.) reflect the 39 Universities Australia member universities.

Staff (FTE)⁶

2025 2024

Academic Staff by Organisational Area

School of Arts and Humanities	126	127
School of Business and Law	141	135
School of Education	123	119
School of Engineering	42	43
School of Medical and Health Sciences	149	139
School of Nursing and Midwifery	78	77
School of Science	98	98
Western Australian Academy of Performing Arts	102	104
Kurongkurl Katitjin	19	16
Service Centres	41	43
Total	918	902

Professional Staff by Organisational Area

School of Arts and Humanities	40	36
School of Business and Law	33	36
School of Education	38	39
School of Engineering	30	31
School of Medical and Health Sciences	93	93
School of Nursing and Midwifery	60	58
School of Science	48	44
Western Australian Academy of Performing Arts	44	38
Kurongkurl Katitjin	31	30
Service Centres	931	847
Total	1,348	1,252

Academic Staff by Level

Professor	91	90
Associate Professor	79	78
Senior Lecturer	170	167
Lecturer	578	566

Staff by Function

Teaching Focused	391	385
Research Only	127	121
Teaching and Research	401	394
Non-Teaching and Non-Research	1,347	1,254

Staff by Gender

Female	1,477	1,381
Male	782	769
Gender Diverse	6	4
Total Staff	2,266	2,154

6. Full-time Equivalent (FTE): a measure of staff resources expressed in terms of the number of full-time staff who would be required in a full year to perform equivalent duties. FTE includes VET staff. 2025 FTE includes an estimate of casual staff.

Research⁷

20242023

Research Publications

Publications	1,863	1,756
ECU Publications per 10 FTE	36.80	39.40
Field-Weighted Citation Impact	1.75	1.72

Research Income (\$'000)

Australian Competitive Research Grants	8,489	6,505
Cooperative Research Centres Income	1,606	8,228
Industry and Other Income	8,739	10,220
Other Public Sector Research Income	12,670	1,344
Total	31,504	26,297

Research Block Grant Allocation (\$'000)

Research Support Program	4,083	3,701
Research Training Program	7,022	6,580
Total	11,105	10,282

7. Research Publications is a count of the produced works by ECU in a particular year. Field-Weighted Citation Impact (FWCI) is the ratio of the total ECU citations actually received by the denominator output and the total citations expected based on the average of the subject field indexed in the Scopus citations database. A FWCI of 1.00 indicates that the publications have been cited at world average for similar publications (with "world" referring to the total set of publications indexed in the Scopus database). FTE includes academic staff classified "Research Only" and "Teaching and Research" reported to the Department of Education for the Higher Education Staff Data Collection as at 31 March. FTE excludes VET and casual/ sessional academic staff.



Financial Sources (\$'000)

	2024	2023	2022
Revenue			
Commonwealth Government	334,434	240,445	208,747
WA Government	34,061	28,866	15,537
Student Tuition Fees (HECS & FEE-HELP)	128,001	115,084	110,338
Fees and Charges	242,065	202,228	124,457
Investment Income	67,840	62,155	-5,969
Royalties, Trademarks and Licences		271	554
Consultancy and Contract Research	10,988	9,596	10,745
Other	21,144	17,325	13,046
Total Revenue	838,533	675,970	477,455
Expenditure			
Academic Staff Salaries	158,808	132,945	123,818
General Staff Salaries	174,321	145,120	137,725
Depreciation Expenses	18,697	25,959	23,850
Other Expenses	230,283	182,210	154,160
Total Expenditure	582,109	486,234	439,553
Net Operating Result	256,424	189,736	37,902
Assets			
Total Current	640,101	823,563	778,431
Total Non-Current	1,808,257	1,391,361	1,241,004
Total Assets	2,448,358	2,214,924	2,019,435
Liabilities			
Total Current	227,308	304,430	275,718
Total Non-Current	536,150	526,476	539,477
Total Liabilities	763,458	830,906	815,195
Net Assets	1,684,900	1,384,018	1,204,240



ECU's Purpose, Vision, Values and Commitments

Purpose

ECU's purpose is to transform lives and enrich society.

Vision

To lead the sector in educational experience, research with impact, and in positive contributions to industry and communities.

Values

Students, staff and Council members will always conduct their study, work and service to the University in ways that embrace the following values:

Integrity: we are ethical, honest and fair and demonstrate trust and personal responsibility

Respect: we treat everyone within our diverse community with dignity and respect

Rational Inquiry: our decision-making is driven by evidence, sound reasoning, and creative thinking

Personal Excellence: we demonstrate the highest personal and professional standards

Courage: we are bold and resolute in our thinking and actions in pursuit of our goals

Commitments

To achieve our vision, ECU will:

- be dedicated to every student's success
- provide real-world research solutions
- create partnerships for economic and social well-being
- empower our staff to lead in a diverse and values-based organisation
- secure our future through innovation and leadership

Contact


P 134 328


P (61 8) 6304 0000 (For calls outside Australia)

E enquiries@ecu.edu.au


W ecu.edu.au


Find us at

 [ecujourney](https://www.facebook.com/ecujourney)

 [edithcowanuni](https://twitter.com/edithcowanuni)

 [edithcowanuniversity](https://www.youtube.com/edithcowanuniversity)

 [school/edith-cowan-university](https://www.linkedin.com/school/edith-cowan-university)

 [edithcowanuniversity](https://www.instagram.com/edithcowanuniversity)

