

Pocket Stats 2024



Pocket Stats 2024

About ECU

At Edith Cowan University, we are guided by our values of integrity, respect, rational inquiry, personal excellence, and courage.

ECU is Australia's top public university for overall experience for both undergraduate and postgraduate coursework students in the latest QILT (Quality Indicators for Learning and Teaching) survey results. ECU is also the top public university for undergraduate skills development and student support and services.

Our reputation for teaching quality was also highlighted in the 2025 Good Universities Guide, where ECU has maintained its long-standing five-star rating for undergraduate teaching quality for an impressive 18 years in a row.

The University was ranked in the top 400 in the Times Higher Education World University Rankings 2025, and for universities less than 50 years of age, is in the Top 100.

ECU has over 31,000 students, from more than 100 countries.

ECU has eight schools that deliver a wide range of courses in disciplines including the humanities, business and law, education, engineering, medical and health sciences, nursing and midwifery, science and the performing and creative arts.

Courses are offered at three campuses in Western Australia and our international campus in Sri Lanka. ECU also provides a comprehensive suite of online study options. ECU's newest campus, ECU City, is coming to the heart of Perth in late 2025.

ECU was granted university status in 1991.

At a glance

Student Enrolments 2024

31,217

Student EFTSL 2024

21,701

Course Completions 2023

7,156

Total Staff 2024 (FTE)

2,277

Research Income 2023

\$26.3M

Expenditure 2023

\$486.2M

Revenue 2023

\$676.0M

Capital Expenditure 2023

\$171.7M

Total University Land 2024

122.3 (ha)



Student Enrolments^{1,2}

2024 2023

By Gender

Female	19,566	18,753
Male	11,528	11,270
Gender Diverse	123	112

By Type of Attendance

Full-time	22,081	20,385
Part-time	9,136	9,750

By Home Campus

Joondalup	17,516	16,582
Mount Lawley	3,870	4,059
South West (Bunbury)	660	735
ECU Sri Lanka	1,206	712
International Study Centres	398	632
Online	7,567	7,415

By Enrolled School

School of Arts and Humanities	4,748	4,734
School of Business and Law	5,463	4,931
School of Education	4,865	5,108
School of Engineering	2,005	1,971
School of Medical and Health Sciences	3,803	3,485
School of Nursing and Midwifery	4,017	3,884
School of Science	3,592	3,310
Western Australian Academy of Performing Arts	1,164	1,235
Academic Pathway Programs	1,491	1,410
Other	69	67

By Course Level

Doctoral Degree (Research)	696	654
Doctoral Degree (Coursework)	1	
Masters Degree (Research)	150	179
Masters Degree (Coursework)	7,944	7,668
Graduate Diploma	974	583
Graduate Certificate	1,204	1,144
Bachelor Honours Degree	859	866
Bachelor Degree	17,376	16,994
Associate Degree	3	8
Diploma / Advanced Diploma (HE)	88	163
Undergraduate Short Course	1	15
Enabling Course	1,490	1,396
Vocational Education and Training (VET)	362	402
Non Award	69	63

Total Student Enrolments	31,217	30,135
---------------------------------	---------------	---------------

1. Students with multiple course enrolments are counted once based on the course with the highest EFTSL value. Cross-Institutional enrolments are not included.
2. Data refreshed October 2024, data is sourced from production systems and will differ from prior Pocket Stats publications and may not match published Commonwealth Department of Education data.

Student Load (EFTSL)^{2,3}

2024 2023

By Mode of Study

On-campus	15,389	14,166
Online	6,312	5,977

By Taught Campus

ECU City	12	17
Joondalup	11,033	9,957
Mount Lawley	2,790	2,878
South West (Bunbury)	342	375
ECU Sri Lanka	902	560
International Study Centre	308	377
Online	6,315	5,980

By Taught School

School of Arts and Humanities	2,925	2,967
School of Business and Law	3,827	3,262
School of Education	3,241	3,098
School of Engineering	1,423	1,325
School of Medical and Health Sciences	2,620	2,303
School of Nursing and Midwifery	2,852	2,673
School of Science	2,787	2,501
Western Australian Academy of Performing Arts	1,077	1,137
Academic Pathway Programs	743	681
Kurongkurl Katitjin	207	194
Other		2

By Course Level

Doctoral Degree (Research)	475	430
Doctoral Degree (Coursework)	<1	
Masters Degree (Research)	81	87
Masters Degree (Coursework)	5,696	5,110
Graduate Diploma	445	249
Graduate Certificate	404	356
Bachelor Honours Degree	664	643
Bachelor Degree	12,760	12,078
Associate Degree	1	5
Diploma / Advanced Diploma (HE)	40	77
Undergraduate Short Course	<1	5
Enabling Course	744	677
Vocational Education and Training (VET)	348	388
Non Award	13	15
Cross Institutional	30	24
Total Student Load (EFTSL)	21,701	20,143

2. Data refreshed October 2024, data is sourced from production systems and will differ from prior Pocket Stats publications and may not match published Commonwealth Department of Education data.

3. Equivalent Full-time Student Load (EFTSL): one EFTSL represents the workload of a student undertaking a full-time program of 120 credit points.

International Students²

2024 2023

Enrolments by Gender

Female	4,759	4,133
Male	4,721	4,330
Gender Diverse	2	2

Enrolments by Home Campus

Joondalup	7,112	6,414
Mount Lawley	658	585
South West (Bunbury)	27	40
ECU Sri Lanka	1,206	712
International Study Centre	398	631
Online	81	83

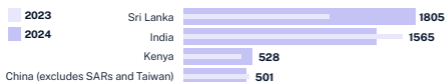
Enrolments by Enrolled School

School of Arts and Humanities	388	350
School of Business and Law	3,326	2,834
School of Education	766	789
School of Engineering	1,332	1,346
School of Medical and Health Sciences	785	656
School of Nursing and Midwifery	874	859
School of Science	1,974	1,599
Western Australian Academy of Performing Arts	16	12
Academic Pathway Programs	1	1
Other	20	19

Enrolments by Home Country Region

Americas	123	119
North Africa and the Middle East	255	303
North-East Asia	655	680
North-West Europe	146	92
Oceania and Antarctica	16	14
South-East Asia	813	832
Southern and Central Asia	6,540	5,683
Southern and Eastern Europe	29	37
Sub-Saharan Africa	905	705
Total Student EFTSL	7,328	6,177
Total Student Enrolments	9,482	8,465

International enrolments by top 4 countries of origin 2024



Countries of origin

Student Outcomes

2023 2022

Course Completions by Course Level²

By Course Level

Doctoral Degree (Research)	107	88
Masters Degree (Research)	34	41
Masters Degree (Coursework)	1,545	1,544
Graduate Diploma	177	144
Graduate Certificate	716	721
Bachelor Honours Degree	176	229
Bachelor Degree	3,192	3,340
Associate Degree	2	4
Diploma / Advanced Diploma (HE)	64	69
Undergraduate Short Course	8	217
Enabling Course	814	820
Vocational Education and Training (VET)	321	327
Total	7,156	7,544

2. Data refreshed October 2024, data is sourced from production systems and will differ from prior Pocket Stats publications and may not match published Commonwealth Department of Education data.

Australian Quality Indicators for Learning and Teaching (QILT) Surveys⁴

Year Surveyed	2023			2022		
	SES	ECU	Nat.	WA	ECU	Nat.
Overall Experience (% satisfied)	81.7	76.5	78.1	81.8	75.6	77.2
Teaching Quality (% satisfied)	84.5	80.3	81.8	84.5	79.8	81.8
GOS	ECU	Nat.	WA	ECU	Nat.	WA
Full-Time Employment (% respondents)	77.1	79.5	77.3	75.7	79.1	78.2
Overall Employment (% respondents)	91.0	89.1	89.3	88.0	88.6	89.1

4. The Student Experience Survey (SES) and Graduate Outcomes Survey (GOS) are components of the national QILT suite of surveys of all university students and graduates, conducted by the Social Research Centre on behalf of the Commonwealth Government. Further details on the survey and methodology can be viewed on the QILT website www.qilt.edu.au

The SES measures relate to undergraduate domestic and onshore international students. The SES measures show percent Satisfied. This is the percentage of responses which score 3 or 4 (Good or Excellent) on a 4-point satisfaction scale.

The GOS full-time employment and overall employment measures relate to undergraduate domestic graduates only. Full-time employment is the percentage of undergraduate domestic graduates in full-time employment as a proportion of all undergraduate domestic graduates who were available for employment. Overall employment measure includes full-time, part-time and casual employment. Graduates are surveyed 4 months after course completion, mainly May for end-of-year completers.

Staff (FTE)⁵

2024 2023

Academic Staff by Organisational Area

School of Arts and Humanities	134	122
School of Business and Law	142	123
School of Education	130	134
School of Engineering	44	40
School of Medical and Health Sciences	149	140
School of Nursing and Midwifery	86	84
School of Science	103	99
Western Australian Academy of Performing Arts	116	109
Kurongkurl Katitjin	18	14
Service Centres	49	37
Total	972	903

Professional Staff by Organisational Area

School of Arts and Humanities	40	38
School of Business and Law	36	29
School of Education	42	34
School of Engineering	32	26
School of Medical and Health Sciences	100	101
School of Nursing and Midwifery	65	61
School of Science	45	47
Western Australian Academy of Performing Arts	37	35
Kurongkurl Katitjin	30	29
Service Centres	879	836
Total	1,305	1,236

Academic Staff by Level

Professor	90	83
Associate Professor	78	65
Senior Lecturer	167	146
Lecturer	636	609

Staff by Function

Teaching Focused	455	451
Research Only	120	106
Teaching and Research	394	344
Non-Teaching and Non-Research	1,309	1,238

Staff by Gender

Female	1,466	1,363
Male	807	772
Gender Diverse	4	3
Total Staff	2,277	2,139

5. Full-time Equivalent (FTE): a measure of staff resources expressed in terms of the number of full-time staff who would be required in a full year to perform equivalent duties. FTE includes VET staff. 2024 FTE includes an estimate of casual staff.

Research⁶

2023 2022

Research Publications

Publications	1,756	1,690
ECU Publications per 10 FTE	39.40	42.80
Field-Weighted Citation Impact	1.72	1.70

Research Income (\$'000)

Australian Competitive Research Grants	6,505	5,161
Cooperative Research Centres Income	8,228	795
Industry and Other Income	10,220	10,764
Other Public Sector Research Income	1,344	6,935
Total	26,297	23,655

Research Block Grant Allocation (\$'000)

Research Support Program	4,083	3,459
Research Training Program	7,022	6,412
Total	11,105	9,870

6. Research Publications is a count of the produced works by ECU in a particular year. Field-Weighted Citation Impact (FWCI) is the ratio of the total ECU citations actually received by the denominator output and the total citations expected based on the average of the subject field indexed in the Scopus citations database. A FWCI of 1.00 indicates that the publications have been cited at world average for similar publications (with "world" referring to the total set of publications indexed in the Scopus database). FTE includes academic staff classified "Research Only" and "Teaching and Research" reported to the Department of Education for the Higher Education Staff Data Collection as at 31 March. FTE excludes VET and casual/sessional academic staff.



Financial Sources (\$'000)

	2023	2022	2021
Revenue			
Commonwealth Government	240,445	208,747	206,607
WA Government	28,866	15,537	52,723
Student Tuition Fees (HECS & FEE-HELP)	115,084	110,338	112,541
Fees and Charges	202,228	124,457	119,515
Investment Income	62,155	-5,969	23,535
Royalties, Trademarks and Licences	271	554	562
Consultancy and Contract Research	9,596	10,745	8,258
Other	17,325	13,046	9,366
Total Revenue	675,970	477,455	533,107
Expenditure			
Academic Staff Salaries	132,945	123,818	132,021
General Staff Salaries	145,120	137,725	150,910
Depreciation Expenses	25,959	23,850	24,200
Other Expenses	182,210	154,160	147,090
Total Expenditure	486,234	439,553	454,221
Net Operating Result	189,736	37,902	78,886
Assets			
Total Current	823,563	778,431	659,404
Total Non-Current	1,391,361	1,241,004	1,207,409
Total Assets	2,214,924	2,019,435	1,866,813
Liabilities			
Total Current	304,430	275,718	309,057
Total Non-Current	526,476	539,477	430,531
Total Liabilities	830,906	815,195	739,588
Net Assets	1,384,018	1,204,240	1,127,225



ECU's Purpose, Vision, Values and Commitments

Purpose

ECU's purpose is to transform lives and enrich society.

Vision

To lead the sector in educational experience, research with impact, and in positive contributions to industry and communities.

Values

Students, staff and Council members will always conduct their study, work and service to the University in ways that embrace the following values:

Integrity: we are ethical, honest and fair and demonstrate trust and personal responsibility

Respect: we treat everyone within our diverse community with dignity and respect

Rational Inquiry: our decision-making is driven by evidence, sound reasoning, and creative thinking

Personal Excellence: we demonstrate the highest personal and professional standards

Courage: we are bold and resolute in our thinking and actions in pursuit of our goals

Commitments

To achieve our vision, ECU will:

- be dedicated to every student's success
- provide real-world research solutions
- create partnerships for economic and social well-being
- empower our staff to lead in a diverse and values-based organisation
- secure our future through innovation and leadership

Contact


P 134 328


P (61 8) 6304 0000 (For calls outside Australia)


E enquiries@ecu.edu.au


W ecu.edu.au


Find us at

 [ecujourney](#)

 [edithcowanuni](#)

 [edithcowanuniversity](#)

 [school/edith-cowan-university](#)

 [edithcowanuniversity](#)

